

Status: 01/2022

cab
we identify more

Products need labeling
Label printers
with highest operating comfort



eos

Made in Germany

Types

One concept, two sizes

The EOS series combines all functions of a solid label printer with highest operating comfort.

1.1



eos2, the compact one

for label roll diameters up to 152 mm

Label printer	EOS 2		
Printable resolution	dpi	203	300
Print speed	up to mm/s	150	150
Print width	up to mm	108	105.7
Label roll diameter	up to mm	152	152
Power supply	100 - 240 VAC, 50/60 Hz		

1.2



eos5 for large label rolls

with diameters up to 203 mm

Label printer	EOS 5		
Printable resolution	dpi	203	300
Print speed	up to mm/s	150	150
Print width	up to mm	108	105.7
Label roll diameter	up to mm	203	203
Power supply	100 - 240 VAC, 50/60 Hz		

Mobile printing

in production, warehousing or agriculture, wherever labels are required and access to electricity is missing. 24 V input voltage enable the printer to be power supplied by any powerful battery. For technical battery data see accessories

1.3



eos2 *mobile*

for label roll diameters up to 152 mm

Label printer	EOS2 mobile	
Printable resolution	dpi	300*
Print speed	up to mm/s	150
Print width	up to mm	105.7
Label roll diameter	up to mm	152
Power supply	16.5 - 25 VDC	

1.4



eos5 *mobile*

for label roll diameters up to 203 mm

Label printer	EOS5 mobile	
Printable resolution	dpi	300*
Print speed	up to mm/s	150
Print width	up to mm	105.7
Label roll diameter	up to mm	203
Power supply	16.5 - 25 VDC	

*203 dpi on request

Details



To achieve accurate imprint with slim materials and ribbons, slim print rollers are needed. These prevent from print roller wear, print head contamination and errors during material feed.

1 Roll holder

The label roll is inserted and automatically centered when closing.

2 Ribbon holder

The stop can be adjusted according to the ribbon width.

3 Print head 203 / 300 dpi

In case of cleaning or wear, the print head can be replaced easily by hand without tools.

4 Label sensor - gap or reflective

The sensor position can be adjusted via a spindle using the red rotary knob. The chosen position is indicated by a LED.

5 Print roller DR4

In case of cleaning or wear, the print roller can be replaced without tools.

6 Material guide



Using the rotary knob, the guides can be adjusted to the material width

7 Tear-off plate

made of thin sheet steel; jagged, so labels are cleanly separated

Operation panel

Intuitive and easy operation with self-explanatory symbols to configure the device setups

- 1 **LED signal:** Power ON
- 2 **Status bar:** Data reception, Record data stream, Ribbon pre-warning, SD memory card / USB memory stick, Bluetooth, WLAN, Ethernet, USB slave, Time
- 3 **Printer status:** Ready, Pause, Number of printed labels per print job, Label in peel-off position, Awaiting external start signal
- 4 **USB slot** for the Service Key or a memory stick, to load data in the IFFS storage
- 5 **Operation:**
 -  Cutter / perforation cutter: cutting
 -  Tear-off mode: print label



Jump to menu



Stop and delete all print jobs



Reprint last label



Label feed



Interrupt and continue print job



Interfaces on the back of the device



1 Slot for a SD memory card

2 x **USB host** to connect a Service Key, USB memory stick, keyboard, barcode scanner, USB Bluetooth adapter, USB WLAN stick

3 **USB 2.0 Hi-speed Device** to connect a PC

4 **Ethernet 10/100 Mbit/s**

5 **RS232C** 1,200 to 230,400 baud/8 bit

Technical data

● typical ■ standard □ option

		1.1		1.2		1.3		1.4	
Label printer		EOS 2		EOS 5		EOS 2 mobile		EOS 5 mobile	
Material feed		centered							
Printing method	Thermal transfer	●		●		●		●	
	Thermal direct	●		●		●		●	
Printable resolution	dpi	203	300	203	300	300	300	300	300
Print speed	up to mm/s	150	150	150	150	150	150	150	150
Print width	up to mm	108	105.7	108	105.7	105.7	105.7	105.7	105.7
Start of printing	Distance to locating edge	mm centered							
Material¹⁾									
Paper, cardboard, plastics PET, PE, PP, PI, PVC, PU, acrylate, Tyvec		●		●		●		●	
Shrink tubes	ready-for-use	●		●		-		-	
	continuous, pressed	●		●		-		-	
Textile tapes		●		●		●		●	
Packing	on rolls, reels	●		●		●		●	
	Fanfold	□		□		-		-	
	Roll diameter	up to mm	152	203	152	203	152	203	
	Core diameter	mm	38.1 - 76						
	Winding		outside or inside						
Labels	Width single-lane	mm	10 - 116						
	multi-lane	mm	5 - 116						
	Height excl. label backfeed	from mm	5						
	incl. label backfeed	from mm	12						
Liner material	Thickness	mm	0.05 - 0.6						
	Width	mm	25 - 120						
Continuous material	Thickness	mm	0.05 - 0.16						
	Width	mm	5 - 120						
	Thickness	mm	0.05 - 0.5						
Shrink tubes	Weight (cardboard)	up to g/m ²	180						
	Width ready-for-use	up to mm	120						
	continuous, pressed	mm	5 - 85						
Ribbon ²⁾	Thickness	up to mm	1.1						
	Ink side		outside or inside						
	Roll diameter	up to mm	72						
	Core diameter	mm	25.4						
	Variable length	up to m	360						
Width	mm	25 - 114							
Printer sizes and weights									
Width x Height x Depth	mm	253 x 191 x 322		264 x 247 x 412		253 x 191 x 322		264 x 247 x 412	
Weight	kg	4		5		4		5	
Label sensor indicating the position									
Gap sensor	for	labels or punch marks and end of material, print marks on transparent materials							
Reflective sensor	reflex from below or top	for	labels and end of material, print marks on non-transparent materials						
Distance of sensor	from centre to locating edge	centered mm	0 - 58						
Material passage	up to mm	4							
Electronics									
Processor 32 bit clock rate	MHz	800							
Main memory (RAM)	MB	256							
Data memory (IFFS)	MB	50							
Slot to connect a SD memory card (SDHC, SDXC)	up to GB	512							
Battery for time and date, real-time clock		■							
Data memory when power is switched off (e.g. serial numbering)		■							
Interfaces									
RS232C 1,200 to 230,400 baud/8 bit		■							
USB 2.0 Hi-speed device to connect a PC		■							
Ethernet 10/100 Mbit/s		LPD, RawIP printing, SOAP webservice, OPC UA, WebDAV DHCP, HTTP/HTTPS, FTP/FTPS, TIME, NTP, Zeroconf, SNMP, SMTP, VNC							
1 x USB host on the operation panel	for	Service Key or USB memory stick							
2 x USB host on the back of the device	for	Service Key, USB memory stick, keyboard, barcode scanner, USB Bluetooth adapter, USB WLAN stick, external operation panel							
USB WLAN stick 2.4 GHz 802.11b/g/n		hotspot mode or infrastructure mode							
2.4 GHz 802.11b/g/n + 5 GHz 802.11a/n/ac, rod antenna									
USB Bluetooth adapter		□							
Peripheral connection USB host, 24 VDC		■							
Operating data									
Power supply		100 - 240 VAC, 50/60 Hz, PFC				24 VDC			
Power consumption		Standby 1,8 W / typical 45 W							
Temperature / humidity	Operation	+5 - 40°C / 10 - 85 %, not condensing							
	Stock	0 - 60°C / 20 - 85 %, not condensing							
	Transport	-25 - 60°C / 20 - 85 %, not condensing							
Approvals		CE, FCC Class A, ICES-3, cULus, CB, CoC Mexico, CCC, EAC, BIS, BSMI, KC-Mark							
Operation panel									
Colored LCD touch display	Screen diagonal	"	4.3						
	Resolution Width x Height	px	272 x 480						

¹⁾ The material specifications are standard values. Applications with small labels, thin, slim, thick and stiff materials as well as strongly adherent labels have to be tested.

²⁾ The ribbon should at least correspond with the width of the liner material.

Technical data

■ standard □ option

Setup options		
Print Labels Ribbon Tear-off Cut Interfaces Error	Region: - Language - Country - Keyboard - Time zone Time Display: - Brightness - Power saving mode - Orientation Interpreter	
Status bar		
Data reception Record data stream Ribbon pre-warning SD memory card plugged USB memory stick plugged	Bluetooth WLAN Ethernet USB slave Time	
Monitoring		
Ribbon pre-warning End of ribbon End of material	Periphery error Print head voltage Print head temperature Print head open	
Test routines		
System diagnostics	on start-up, including print head detection	
Information display, test printout, analysis	Status printout Fonts list List of devices WLAN status	Test grid Label profile List of events Monitor mode
Status reports	- Printout of device settings, e.g. print lengths and service hours - Device status request by software command - Display of, e.g., network errors, no links, barcode errors, periphery errors, etc.	
Fonts		
Font types internally provided	5 bitmap fonts: 12 x 12 dots 16 x 16 dots 16 x 32 dots OCR-A OCR-B	7 vector fonts: AR Heiti Medium GB-Mono CG Triumvirate Condensed Bold Garuda HanWangHeiLight Monospace 821 Swiss 721 Swiss 721 Bold
to be stored	TrueType fonts	
Character sets	Windows-1250 to -1257 DOS 437, 737, 775, 850, 852, 857, 862, 864, 866, 869 EBCDIC 500 ISO 8859-1 to -10 and -13 to -16 WinOEM 720 UTF-8 MacRoman DEC MCS KOI8-R Western European Eastern European Chinese simplified Chinese traditional Thai	
Bitmap fonts	Cyrillic Greek Latin Hebrew Arabic	
Vector / TrueType fonts	Widths and heights 1 - 3 mm Zoom factors 2 to 10 Orientations 0°, 90°, 180°, 270°	
Font styles	Size in width and height 0,9 - 128 mm Variable zoom Orientation 360° in steps of 1°	
Character spacing	bold, italic, underlined, outline, inverse - depending from the font types	
	variable or monospace	

Graphics		
Graphic elements	Lines, arrows, rectangles, circles, ellipses - filled or filled with fading	
Graphic formats	PCX, IMG, BMP, TIF, MAC, GIF, PNG	
Codes		
1D barcodes (linear)	Code 39, Code 93 Code 39 Full ASCII Code 128 A, B, C EAN 8, 13 EAN/UCC 128/GS1-128 EAN/UPC Appendix 2 EAN/UPC Appendix 5 FIM HIBC	Interleaved 2/5 Ident and routing code of Deutsche Post Codabar JAN 8, 13 MSI Plessey Postnet RSS 14 UPC A, E, EO
2D and stacked codes	DataMatrix DataMatrix Rectangle Extension QR code Micro QR code GS1 QR code GS1 DataMatrix PDF 417 Micro PDF 417 UPS MaxiCode GS1 DataBar Aztec Codablock F Dotcode RSS 14 truncated, limited, stacked, stacked omni-directional	
	All codes are variable in terms of height, modular width and ratio; orientations 0°, 90°, 180°, 270° check digit, plain text printout and start / stop code are options depending from the type of code	
Software		
Label software	cablabel S3 Lite cablabel S3 Viewer cablabel S3 Pro cablabel S3 Print	■ ■ □ □
Also running with	CODESOFT NiceLabel BarTender	
Stand-alone operation		■
Windows printer drivers WHQL certified	for Windows Vista Windows 7 Windows 8 Windows 8.1 Windows 10	Server 2008 Server 2008 R2 Server 2012 Server 2012 R2 Server 2016 Server 2019
Apple Mac OS X printer drivers	from version 10.6	■
Linux printer drivers	from CUPS 1.2	■
Programming	JScript printer language abc Basic Compiler ZPL II (The datastream must be tested in advance.)	■ ■ □
Integration	SAP Database Connector	■ ■
Administration	Printer control Configuration in Intranet and Internet	■ ■

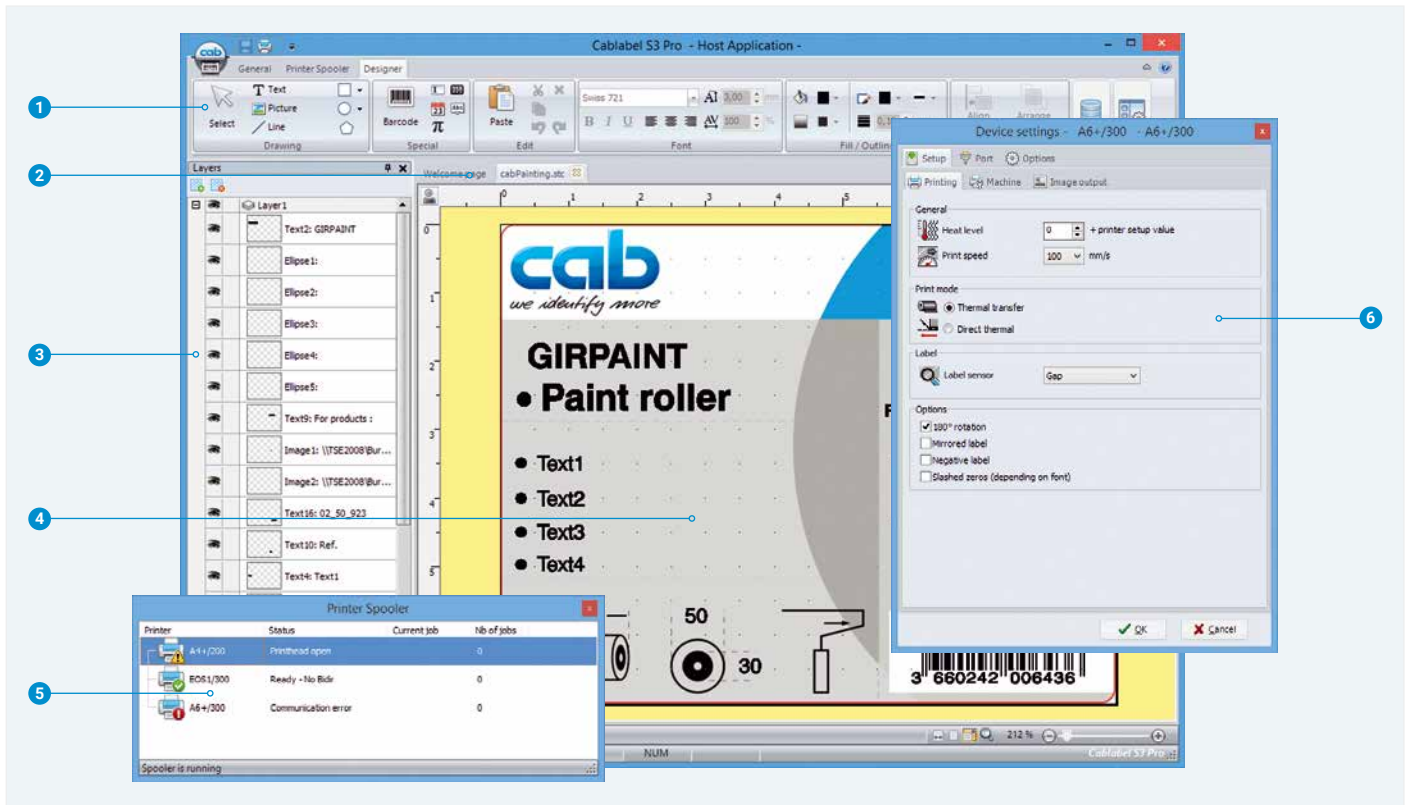
cab uses free and Open Source Software in its products.
For information see www.cab.de/opensource

Label software cablabel S3

Designing, printing, administrating

cablabel S3 opens up the full potential of cab devices.

First of all, the label must be designed. Only when it comes to printing it has to be decided whether the label shall be processed on a label printer, a print and apply or marker laser system. cablabel S3 is of a modular design which makes it adaptable to requirements step by step. To support functions like native JScript programming, elements such as the JScript Viewer are embedded as plug-ins. The designer user interface and the JScript code are synchronized in real time. Special functions like the Database Connector or barcode testers can be integrated. For further information see www.cab.de/en/cablabel



- 1 **Toolbar**
to create different label objects
- 2 **Tabs**
to quickly switch from one running label design to another
- 3 **Layers**
to administrate different label objects
- 4 **Designer**
simplifies the design and displays the label WYSIWYG
- 5 **Printer spooler**
to monitor all print jobs and the state of the printer
- 6 **Drivers**
for setting and the communication with devices

Printing in stand-alone operation

This operating mode is the printer's ability to select and print labels even when it is not connected connected to a host system.

The label has to be designed with a software such as cablabel S3 or by direct programming with a text editor on a PC. Label formats, texts, graphics as well as database contents are stored on a memory card, a USB memory stick or in the internal IFFS memory.

Only variable data are sent to the printer via a keyboard, a barcode scanner, scales or other host systems and/or recalled by the Database Connector from the host and printed.



Printer control

Drivers

To control the printer with a software other than cablabel S3, cab provides drivers in 32 / 64 bit for operating systems starting from Windows Vista, Mac OS 10.6 and Linux with CUPS 1.2.



Windows¹⁾ drivers

cab printer drivers are certified according to WHQL. They ensure optimum stability on the Windows operating system.



Mac OS X²⁾ drivers

cab provides CUPS-based printer drivers for Mac OS X applications.



Linux drivers³⁾

Linux drivers are CUPS-based.

Free download on www.cab.de/en/support

Programming



JScript

To control the printer, cab has developed the embedded programming language JScript. See manual for free download at www.cab.de/en/programming



abc Basic Compiler

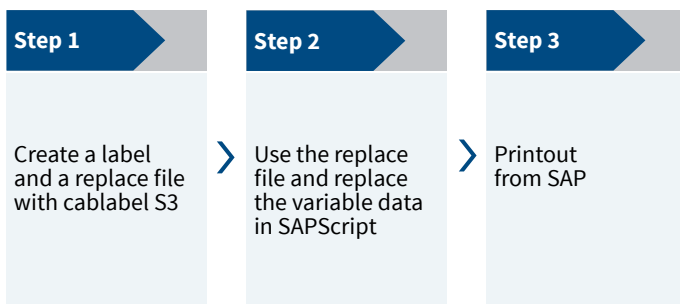
In addition to JScript and as an integral part of the firmware, it allows advanced printer programming before data are sent to printout. For example, external printer languages can be replaced without interfering in the current print job. Also data from other systems such as a scale, a barcode scanner or PLC can be integrated.

Integration



Printer Vendor Program

As a partner in SAP's⁴⁾ Printer Vendor Program, cab has developed a replace method to enable easy control of a cab printer via SAPScript from SAP R/3. Only variable data are sent to the printer by the host. Pictures and fonts that had priorly been stored in the local memory (IFFS, memory card, etc.) are merged.



¹⁾ Windows is a registered trademark of Microsoft Corporation

²⁾ MAC OS X is a registered trademark of Apple Computer, Inc.

³⁾ for device series SQUIX, MACH 4S, EOS, HERMES Q, PX Q

⁴⁾ SAP and all corresponding logos are trademarks or registered trademarks of SAP SE

Printer administration



Configuration in Intranet and Internet

The HTTP and FTP server integrated in the printer via standard programs like a web browser or FTP clients allows printer control and configuration, firmware updates and memory card administration. Via email or SNMP, the SNMP and SMTP client datagram sends status, warning and error messages to administrators and users. Time and date are synchronized by a time server.














Database Connector

Printers connected to a network may directly access data from a central ODBC or OLEDB-ready database and print it on a label. While printing, data can be rewritten to the database.



Accessories for all types of devices

<p>2.3</p> 	<p>Print roller DR4-30 Material width up to 30 mm; synthetic rubber coating for accurate imprint</p>
	<p>Print roller DR4-60 Material width up to 60 mm; synthetic rubber coating for accurate imprint</p>
<p>2.4</p> 	<p>External operation panel If the operation panel of a printer cannot be accessed, an additional external one can be plugged.</p> <p>Same functionality as on the printer Landscape or portrait mode Operability as desired on the external operation panel or on the printer</p>
	<p>Printer connectivity: USB 2.0 Hi-Speed device cab provides specified connecting USB cables for power supply. Lengths are 1.8 m to 16 m.</p>

<p>2.5</p> 	<p>SD memory card</p>
<p>2.6</p> 	<p>USB memory stick</p>
<p>2.7</p> 	<p>USB WLAN stick 2.4 GHz 802.11b/g/n</p>
<p>2.8</p> 	<p>USB WLAN stick 2.4 GHz 802.11b/g/n + 5 GHz 802.11a/n/ac in infrastructure mode with rod antenna for extended reach</p>
<p>2.9</p> 	<p>USB Bluetooth adapter</p>
<p>2.10</p> 	<p>Label selection - I/O box Up to 16 different labels per box can be selected from the memory card by a master control, e.g. PLC. Two boxes can be connected. The I/O box allows simple PLC control processes with four inputs and outputs each via abc programming.</p>
<p>3.1</p> 	<p>Connecting cable RS232 C 9/9 pin, length 3 m</p>



Cutter

All printable materials can be cut.

The cutter can be pivoted to exchange the material.

		Cutter	
		for EOS 2, EOS 5	
Technical data			
Material Width	mm		120
Weight cardboard	gr/m ²		60 - 240
Thickness	mm		0.05 - 1.1
Cutting length	from mm		10
Gap height	up to mm		2.5
Cuts/min	up to		200
Label winding			preferably outside
Monitoring			Cutter pivoted, final cutter position has not been reached



Cutter and perforation cutter

Continuous materials such as textiles or shrink tubes
are perforated before they are manually separated.

In addition, the materials can also be cut.

The cutter can be pivoted to exchange the material.

		Cutter and perforation cutter	
		for EOS 2, EOS 5	
Technical data			
Perforating Web distance	mm		2.5
	mm		0.8
Material Width	mm		45
Weight cardboard	gr/m ²		60 - 240
Thickness	mm		0.05 - 1.1
Cutting length	from mm		10
Gap height	up to mm		2.5
Cuts/min	up to		200
Label winding			preferably outside
Monitoring			Cutter pivoted, final cutter position has not been reached

Accessories

5.1




External unwinder

When inserted, the material rolls are automatically centered. The unwinder cannot be installed with EOS mobile.

Technical data		External unwinder for EOS 2, EOS 5
Roll diameter	up to mm	390
Core diameter	from mm	38
Winding		outside or inside
Roll weight	up to kg	4

5.2



Brake for fanfold labels

for EOS 2 and EOS 5. The fanfold material is tightly fed in the printer and printed precisely. The brake cannot be installed with EOS mobile.

6.1



Battery pack

with a charger unit already included for mobile operation. It is installed under EOS mobile. Per battery capacity, a maximum of 500 print jobs with a label size of 100 x 68 mm and 15 per cent density may be processed.

Technical data		Battery pack 2 for EOS 2, EOS 5
Nominal voltage	V	18
Capacity	Ah	2.1
Power	Wh	36
Charging time	approx. h	2
Charging voltage		100 - 240 VAC, 50/60 Hz
Dimensions W x H x D	mm	221 x 58 x 270
Weight	kg	2.5












Delivery program

Pos.		Part no.	Printers
1.1		5978201	Label printer EOS 2/200
		5978202	Label printer EOS 2/300
1.2		5978211	Label printer EOS 5/200
		5978212	Label printer EOS 5/300
1.3		5978202.600	Label printer EOS 2 mobile/300
1.4		5978212.600	Label printer EOS 5 mobile/300
Scope of delivery			
Label printer Power cable Type E+F, length 1.8 m Connecting cable USB, length 1.8 m Instructions DE / EN			
Available online			
 Instructions in 30 languages Configuration manual DE / EN / FR Service manual DE / EN Spare parts list DE / EN Programming manual EN https://setup.cab.de/en			
WHQL certified Windows printer drivers for Windows Vista Server 2008 Windows 7 Server 2008 R2 Windows 8 Server 2012 Windows 8.1 Server 2012 R2 Windows 10 Server 2016 Server 2019 Apple Mac OS X printer drivers DE / EN / FR Linux printer drivers DE / EN / FR Label software cablabel S3 Lite cablabel S3 Viewer Database Connector			
Pos.		Part no.	Wear parts
2.1		5966096.001	Print head 200 dpi
		5965580.001	Print head 300 dpi
2.2		5965488.001	Print roller DR4
Pos.		Part no.	Accessories
2.3		5966218.001	Print roller DR4-30
		5966219.001	Print roller DR4-60

Scopes of delivery, design and technical specifications correspond to the date of the printing. Subject to change. The data provided in the catalog do not represent any warranty or guarantee.



Information is also available on the Internet:
www.cab.de/en/eos

Pos.		Part no.	Accessories
2.4		6010186	External operation panel
		5907718.850	Connecting cable USB, 1.8 m
		5907730.850	Connecting cable USB, 3 m
		5907750.850	Connecting cable USB, 5 m
		5907760.850	Connecting cable USB, 11 m
2.5		5907765.850	Connecting cable USB, 16 m
		5977370	SD memory card
2.6		5977730	USB memory stick
2.7		5978912.001	USB WLAN stick 2.4 GHz 802.11b/g/n
2.8		5977731	USB WLAN stick with rod antenna 2.4 GHz 802.11b/g/n + 5 GHz a/n/ac
2.9		5977732	USB Bluetooth adapter
2.10		5948205	Label selection - I/O box
3.1		5550818	Connecting cable RS232 C 9/9 pin, length 3 m
4.1		5965520	Cutter EOS 2
		5966730	Cutter EOS 5
4.2		5965910	Cutter and perforation cutter EOS 2
		5969891	Cutter and perforation cutter EOS 5
5.1		5965586	External unwinder EOS
5.2		5953753	Brake for fanfold labels EOS
6.1		5542640	Battery pack 2 EOS 2
		5542660	Battery pack 2 EOS 5
Pos.		Part no.	Label software
11.7		Bundle	cablabel S3 Lite (Download at cab.de/en)
		5588001	cablabel S3 PRO 1 WS
		5588100	cablabel S3 PRO 5 WS
		5588101	cablabel S3 PRO 10 WS
		5588150	cablabel S3 PRO 1 add. licence
		5588151	cablabel S3 PRO 4 add. licences
		5588152	cablabel S3 PRO 9 add. licences
		5588002	cablabel S3 Print 1 WS
		5588105	cablabel S3 Print 5 WS
		5588106	cablabel S3 Print 10 WS
		5588155	cablabel S3 Print 1 add. licence
5588156	cablabel S3 Print 4 add. licences		
5588157	cablabel S3 Print 9 add. licences		
		in preparation	cablabel S3 Print Server
11.10		9008486	Programming manual EN, printed copy

cab product overview

Label printers
MACH1, MACH2



Label printers
EOS 2



Label printers
EOS 5



Label printers
MACH 4S



Label printers
SQUIX 2



Label printers
SQUIX 4



Label printers
SQUIX 6.3



Label printer
A8+



Label printer
XD4T double-sided




Label printers
XC two-colored



Print and apply systems
HERMES Q



Print and apply systems
Hermes C two-colored



Tube labeling systems
AXON



Print modules
PX Q



Labels and ribbons



Label software
cablabel S3



Label dispensers
HS, VS



Labeling heads
IXOR



Marking lasers
XENO 4



Laser marking systems



Germany
cab Produkttechnik GmbH & Co KG
Karlsruhe
Phone +49 721 6626 0
www.cab.de

France
cab Technologies S.à.r.l.
Niedermodern
Phone +33 388 722501
www.cab.de/fr

USA
cab Technology, Inc.
Chelmsford, MA
Phone +1 978 250 8321
www.cab.de/us

Mexico
cab Technology, Inc.
Juárez
Phone +52 656 682 4301
www.cab.de/es

Taiwan
cab Technology Co., Ltd.
Taipei
Phone +886 (02) 8227 3966
www.cab.de/tw

China
cab (Shanghai) Trading Co., Ltd.
Shanghai
Phone +86 (021) 6236 3161
www.cab.de/cn

Singapore
cab Singapore Pte. Ltd.
Singapore
Phone +65 6931 9099
www.cab.de/en

South Africa
cab Technology (Pty) Ltd.
Randburg
Phone +27 11 886 3580
www.cab.de/za

cab // 820 distribution partners in more than **80** countries

cab
we identify more